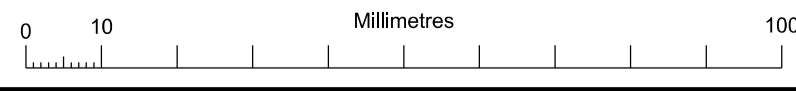
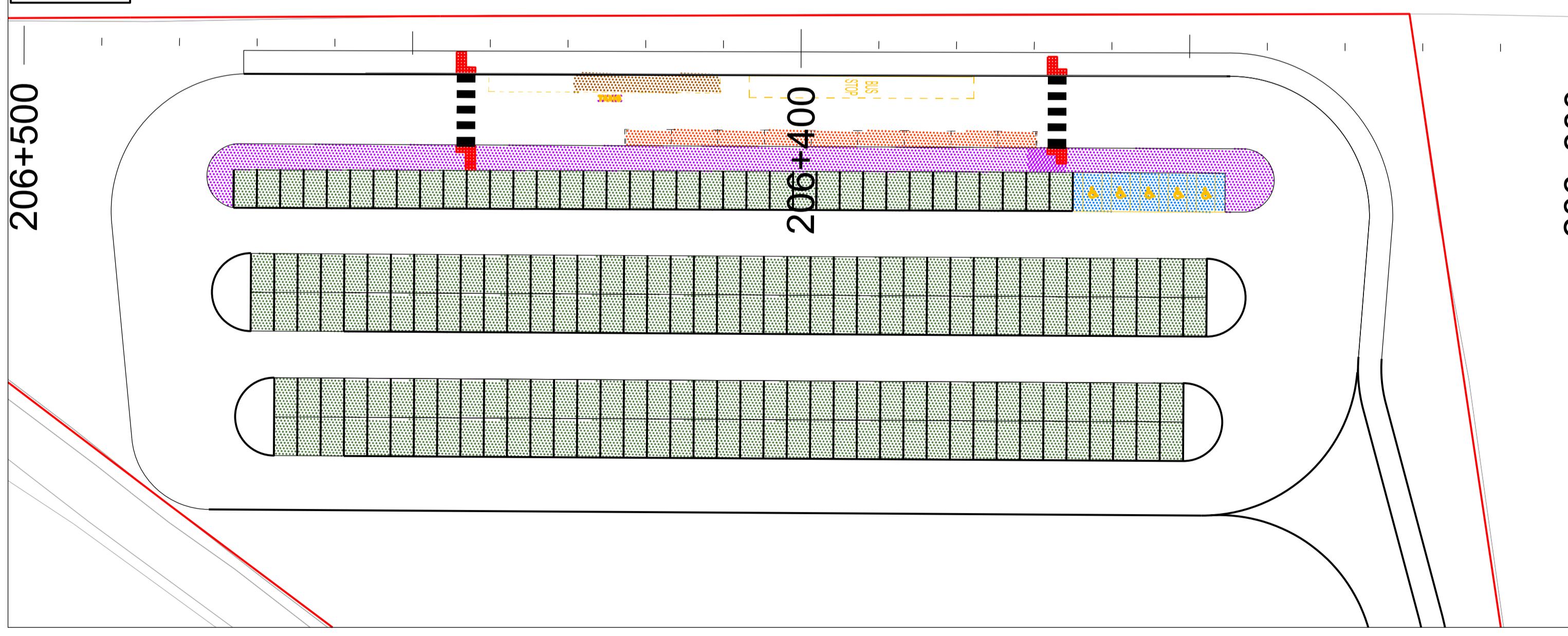



**LEGEND**

- Station shelters located adjacent platform access
- Station bench seating provided at 25 meter intervals along platform
- Emergency or PRM access ramp
- Station access stairs
- Network Rail standard AFA beacon bridge type or similar c/w built in lifts
- Station platforms 115 meters length 3.5 meters width

Inset A  
Scale 1:500



Rev	Description	By	Date	Chk'd	Auth
OG	09/21	GB	-		
AG	10/21	IL	SH		
A					



Client	SOMERSET COUNTY COUNCIL
Project	LANGPORT RNR SOBC

Title		TENGORE LANE OPTION 3			
File Name: 70083807-WSP-RS-DG-00003-P01					
Original Scale	Page Size	Drawn	Checked	Authorised	Status
1:1000	A1	AG	IL	SH	P
		Date	Date	Date	Rev
		10/21	10/21	10/21	A
Drawing Number					
70083807-WSP-RS-DG-00003-P01					